

General technical features

products: Rettangolo

design: ModoLuce R&D 2005

Finiture

Tessuti diffusore



Cotone



Plissé



Plissé Ribbon



Wool

Lampada in tessuto



IP20



Dettaglio rosone

* on demand

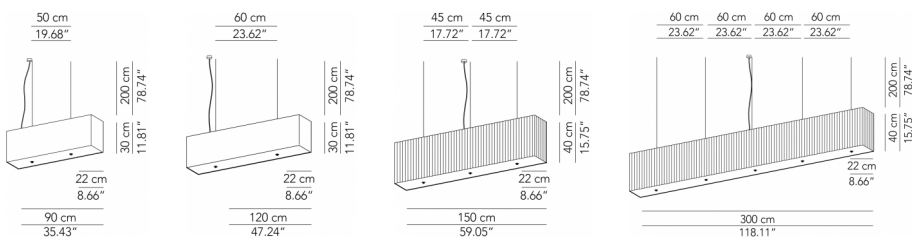
** cable on measure

Technical features

products: Rettangolo Sospensione
design: ModoLuce R&D 2005



Sospensione - L 90	ø 90 x 22 x 30 cm 4 Kg	lamp type 3xE27 max watt 42 W HES	RETESP090C01
Sospensione - L 120	ø 120 x 22 x 30 cm 4,5 Kg	lamp type 4xE27 max watt 42 W HES	RETESP120C01
Sospensione - L 150	ø 150 x 22 x 40 cm 10 Kg	lamp type 6 E27 52 W luminous efficacy DIM	RETESP150P02
Sospensione - L 300	ø 300 x 22 x 40 cm 25 Kg	lamp type 12 E27 52 W luminous efficacy DIM	RETESP300P02



General technical features

products: Rettangolo

design: ModoLuce R&D 2005

Finiture

Tessuti diffusore



Cotone



Plissé




Plissé Ribbon



Wool

Lampada in tessuto



IP20



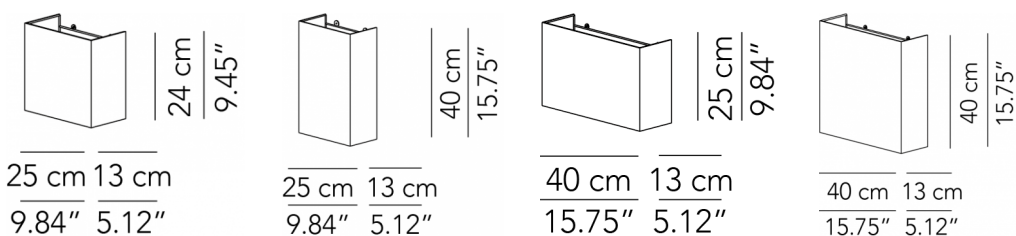
* on demand

Technical features

products: Rettangolo Applique
design: ModoLuce R&D 2005



Applique - L 25 x H 24	ø 25 x 23 x 24 cm 0,2 Kg	lamp type 1xE27 max watt 28 W HES	QUAEAP024C01
Applique - L 25 x H 40	ø 25 x 13 x 40 cm 0,5 Kg	lamp type 1xE27 max watt 42 W HES	RETEAP040C01
	ø 25 x 13 x 40 cm 0,5 Kg	lamp type 2xE27 max watt 42 W HES	RETEAP040C02
Applique - L 40 x H 25	ø 40 x 13 x 25 cm 0,5 Kg	lamp type 1xE27 max watt 42 W HES	RETEAP025C01
	ø 40 x 13 x 25 cm 0,5 Kg	lamp type 2xE27 max watt 42 W HES	RETEAP025C02
Applique - L 40 x H 40	ø 40 x 13 x 40 cm 0,5 Kg	lamp type 2xE27 max watt 42 W HES	QUAEAP040C01



Technical features

products: Rettangolo Applique
design: ModoLuce R&D 2005



Applique - L 30 x H 60	ø 30 x 16 x 60 cm 1 Kg	lamp type 2xE27 max watt 42 W HES	RETEAP060C01
Applique - L 160 x H 25	ø 160 x 13 x 25 cm 5 Kg	lamp type 6xE27 max watt 42 W HES	RETEAP160C13
	ø 160 x 13 x 25 cm 5 Kg	lamp type 1 led module 41 W luminous efficacy 6962 Lm light colour 3000 K DIM dali	RETEAP160C10

